

SQL Backup File Converter

Use the SQL Backup File Converter (available as a command line application, or as a GUI application) to convert SQL Backup files (.sqb) to Microsoft Tape Format (MTF) files (.bak). You can use the native SQL Server RESTORE command to restore MTF files.

You can also use the SQL Backup File Converter to convert SQL Backup v8, v7 or v6 files to SQL Backup v5 files; both file types have extension .sqb.

You can distribute the SQL Backup File Converter as required; you do not need to install SQL Backup in order to use it.

Using the SQL Backup file conversion utility (command line)

The executable for the SQL Backup conversion command-line utility is SQBConverter.exe. It is located in the SQL Backup installation folder (by default, %ProgramFiles%\Red Gate\SQL Backup 8 on 32-bit machines and %ProgramFiles(x86)%\Red Gate\SQL Backup 8 on 64-bit machines).

To convert a split backup to MTF format, use *SQBConverter.exe* to convert each of the backup files in turn. You can then restore the MTF format files as a group of split backup files.



If the original SQL Backup file (.sqb) was created with multiple threads (`THREADCOUNT > 1`), SQBConverter.exe will generate a Microsoft Tape Format file (.bak) for each thread.

Syntax

To convert a SQL Backup file, use a command in the following format: `SQBConverter "inputfile" "outputfile" "password" /sqb`

Arguments	
inputfile	The file path, name and extension of the SQL Backup backup file that you want to convert.
outputfile	The file path, name and extension for the converted file.
password	The password for the SQL Backup backup file that you are converting, if the file is encrypted.
Switches	
/sqb	Convert from a SQL Backup 6, 7 or 8 compatible file to a version 5 compatible file. Note that version 5, 6, 7 and 8 SQL Backup files all have a .sqb extension.

Examples

The following command converts an encrypted SQL Backup v8, v7 or v6 file to a Microsoft Tape Format file:

```
SQBConverter "C:\Backups\pubs\FULL_31012012_120000.sqb" "C:\Backups_MTF\pubs\FULL_31012012_120000.bak" "MyPassword"
```

The following command converts a SQL Backup v7 or v6 file to a SQL Backup v5 file:

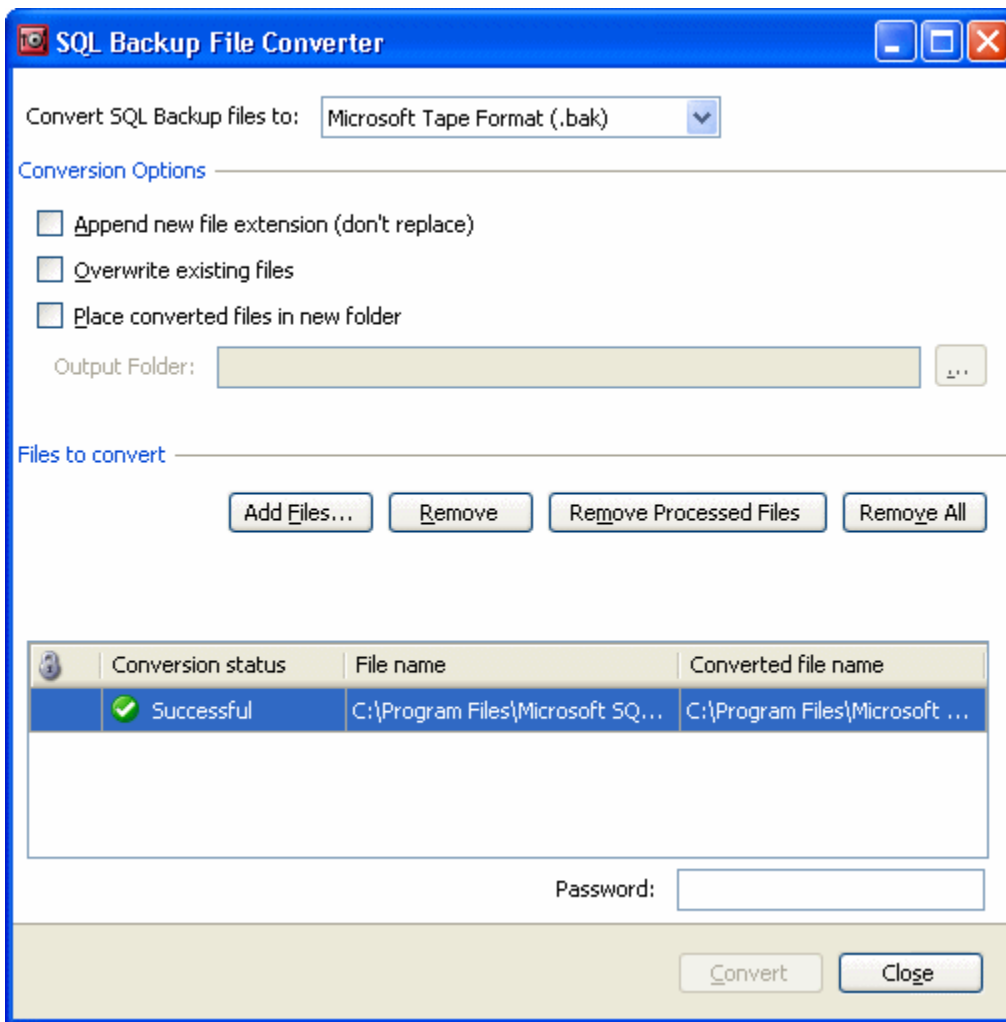
```
SQBConverter "C:\Backups\pubs\FULL_31012012_120000.sqb" "C:\Backups_MTF\pubs\FULL_31012012_120000.sqb" /sqb
```

Using the SQL Backup file conversion utility (graphical user interface)

SQBConverterGUI.exe is a graphical user interface for the SQL Backup File Converter. It is located in the SQL Backup installation folder (by default, %ProgramFiles%\Red Gate\SQL Backup 8 on 32-bit machines and %ProgramFiles(x86)%\Red Gate\SQL Backup 8 on 64-bit machines).



If you want to distribute this utility, you must copy *three* files into a single directory: SQBConverterGUI.exe, RedGate.Shared.Controls.dll, and RgSqConvHelper.dll.


You can start the user interface from the SQL Backup graphical user interface (**Tools > Utilities > SQL Backup File Converter**).





To convert SQL Backup files to SQL Backup version 5 (.sqb) or Microsoft Tape Format (.bak):

- From the **Convert SQL Backup files to** list, select the file format that you want to convert to:
 - Choose **Microsoft Tape Format (.bak)** to convert version 5, 6, 7 or 8 SQL Backup files (.sqb) to native Microsoft Tape Format files (.bak).
 - Choose **SQL Backup 5 (.sqb)** to convert version 6, 7 or 8 SQL Backup files (.sqb) to version 5 SQL Backup files (.sqb).
- Select the required **Conversion Options** to control how the converted files are named and saved.
- Click **Add Files** and browse for the files that you want to convert.

Valid SQL Backup files are shown with a **Conversion status** of  **Pending**. If there is a problem with a file, it is shown with a **Conversion status** of  **Error**. Click the file to view more information about the problem.

Encrypted files are marked with a padlock icon . If you have added encrypted files, you must also enter the password in the **Password** box beneath the file list. The same password will be used to decrypt every encrypted file.

- Click **Convert**. Each file in the list is converted and saved according to the conversion options you have selected.

Successfully converted files are shown with a **Conversion status** of  **Successful**. Files that could not be converted are shown with a **Conversion status** of  **Error**. Click the file to view more information about the problem.

 If the original SQL Backup file (.sqb) was created with multiple threads (`THREADCOUNT > 1`), SQBConverter.exe will generate a Microsoft Tape Format file (.bak) for each thread.